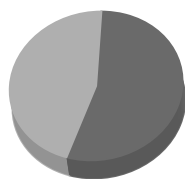


Trading account summary

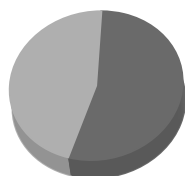
01 Nov 2021 - 30 Nov 2021

Summary Information A/C 23035470	+/-	
Holdings valuation at start of period		\$53,107.99
Holdings valuation at end of period	(\$665.57)	\$52,442.42
Direct Investment Account balance at start of period		\$44,102.00
Direct Investment Account balance at end of period	\$0.00	\$44,102.00
Portfolio (holdings plus cash) at start of period		\$97,209.99
Portfolio (holdings plus cash) at end of period	(\$665.57)	\$96,544.42
Total portfolio value		\$96,544.42
Direct Investment Account interest		\$0.00
Deposits into Direct Investment Account		\$0.00
Withdrawals from Direct Investment Account		\$0.00
Net trade flows		\$0.00
Total brokerage		\$0.00
Information service fees		\$0.00
Estimated dividends and distributions		\$0.00
Estimated franking credits		\$0.00

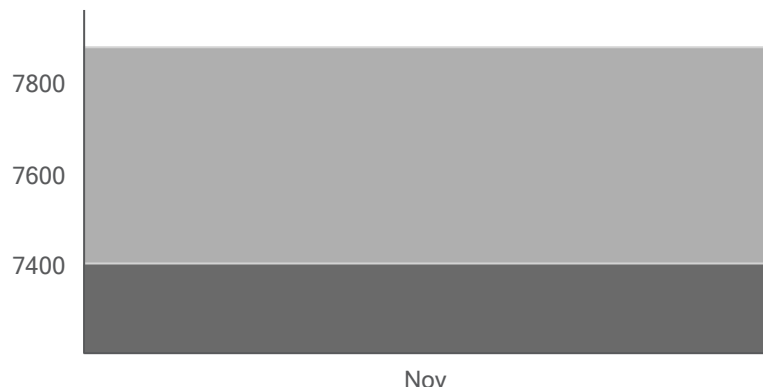


2021
 Cash 45.37%
 Holdings 54.63%

ASX ALL ORDS



2021
 Cash 45.68%
 Holdings 54.32%



While every effort has been made to provide you with an accurate statement, we give no warranty of accuracy or reliability and take no responsibility for any errors or omissions including negligence by any officers, employees or agents. We encourage you to confirm the information, holdings and valuations contained herein. Information contained in the report may only relate to the period since you commenced our service.

Holdings valuation

01 Nov 2021 - 30 Nov 2021

Holdings valuation at 1 Nov 2021

\$53,107.99

Equities

ASX code	Description	Quantity	Price	Value
A2M	A2 MILK FPO NZ	500	\$6.250	\$3,125.00
DSK	DUSK FPO	1,000	\$3.090	\$3,090.00
IAA	ISHASIA50 ETF UNITS	116	\$106.850	\$12,394.60
			Sub total	\$18,609.60

Managed Funds

ASX code	Description	Quantity	Price	Value
ACA01	AMPCFM AMP9025AU	13,898.58	\$1.05298	\$14,634.93
ACA04	AMPCFM AMP9026AU	7,789.41	\$1.35189	\$10,530.43
UAM14	UBSAM UBS8018AU	7,770.411	\$1.2011	\$9,333.04
			Sub total	\$34,498.39

Holdings valuation at 30 Nov 2021

\$52,442.42

Equities

ASX code	Description	Quantity	Price	Value
A2M	A2 MILK FPO NZ	500	\$5.920	\$2,960.00
DSK	DUSK FPO	1,000	\$2.850	\$2,850.00
IAA	ISHASIA50 ETF UNITS	116	\$107.720	\$12,495.52
			Sub total	\$18,305.52

Managed Funds

ASX code	Description	Quantity	Price	Value
ACA01	AMPCFM AMP9025AU	13,948.14	\$1.03362	\$14,417.08
ACA04	AMPCFM AMP9026AU	7,789.41	\$1.33315	\$10,384.45
UAM14	UBSAM UBS8018AU	7,770.411	\$1.2014	\$9,335.37

While every effort has been made to provide you with an accurate statement, we give no warranty of accuracy or reliability and take no responsibility for any errors or omissions including negligence by any officers, employees or agents. We encourage you to confirm the information, holdings and valuations contained herein. Information contained in the report may only relate to the period since you commenced our service.



Holdings valuation (continued)

01 Nov 2021 - 30 Nov 2021



Sub total

\$34,136.90

While every effort has been made to provide you with an accurate statement, we give no warranty of accuracy or reliability and take no responsibility for any errors or omissions including negligence by any officers, employees or agents. We encourage you to confirm the information, holdings and valuations contained herein. Information contained in the report may only relate to the period since you commenced our service.



Holdings valuation (continued)

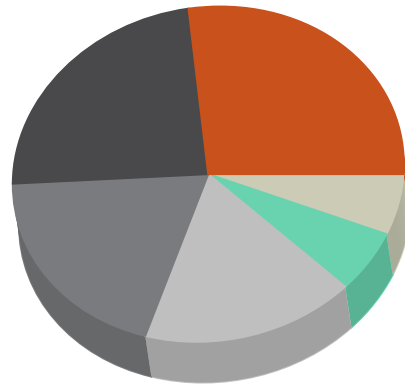
01 Nov 2021 - 30 Nov 2021

Holdings valuation at 1 Nov 2021

\$53,107.99

Holdings composition 1 Nov 2021

ACA01 27.56% ACA04 19.83% A2M 5.88%
IAA 23.34% UAM14 17.57% DSK 5.82%

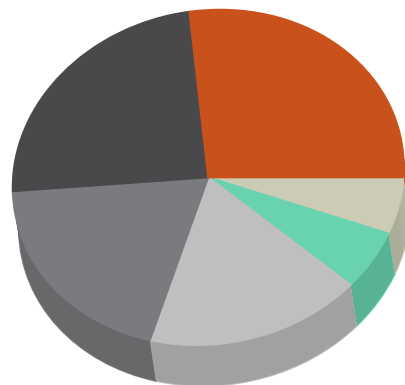


Holdings valuation at 30 Nov 2021

\$52,442.42

Holdings composition 30 Nov 2021

ACA01 27.49% ACA04 19.80% A2M 5.64%
IAA 23.83% UAM14 17.80% DSK 5.43%



While every effort has been made to provide you with an accurate statement, we give no warranty of accuracy or reliability and take no responsibility for any errors or omissions including negligence by any officers, employees or agents. We encourage you to confirm the information, holdings and valuations contained herein. Information contained in the report may only relate to the period since you commenced our service.



Direct Investment Account Summary

01 Nov 2021 - 30 Nov 2021



Direct Investment Account balance at start of period

\$44,102.00

Direct Investment Account balance at end of period

\$44,102.00

While every effort has been made to provide you with an accurate statement, we give no warranty of accuracy or reliability and take no responsibility for any errors or omissions including negligence by any officers, employees or agents. We encourage you to confirm the information, holdings and valuations contained herein. Information contained in the report may only relate to the period since you commenced our service.



Transaction summary

01 Nov 2021 - 30 Nov 2021

Managed Funds

ACA01

AMPCFM AMPC EIG

Date	Type	Action	Quantity	Unit price	Trade value	Brokerage	Other fees	GST	Total value
07/06/2021	Buy	1012285	0	\$0.0000	\$15,000.00	\$27.27	\$0.00	\$2.73	\$15,030.00
09/07/2021	In	Transfer	36.37	\$1.0751	\$39.10	\$0.00	\$0.00	\$0.00	\$39.10
04/08/2021	In	Transfer	47.2	\$1.0929	\$51.59	\$0.00	\$0.00	\$0.00	\$51.59
02/09/2021	In	Transfer	47.17	\$1.0974	\$51.76	\$0.00	\$0.00	\$0.00	\$51.76
05/10/2021	In	Transfer	47.91	\$1.0841	\$51.94	\$0.00	\$0.00	\$0.00	\$51.94
04/11/2021	In	Transfer	49.56	\$1.0517	\$52.12	\$0.00	\$0.00	\$0.00	\$52.12
Sub total			228.21						

Please note that the Transaction Date listed of any Off Market Transfers (Transfer) may not necessarily match the Date of Purchase listed on the Off Market transfer form.

While every effort has been made to provide you with an accurate statement, we give no warranty of accuracy or reliability and take no responsibility for any errors or omissions including negligence by any officers, employees or agents. We encourage you to confirm the information, holdings and valuations contained herein. Information contained in the report may only relate to the period since you commenced our service.



Brokerage & information services

01 Nov 2021 - 30 Nov 2021



There is no data for this report.

While every effort has been made to provide you with an accurate statement, we give no warranty of accuracy or reliability and take no responsibility for any errors or omissions including negligence by any officers, employees or agents. We encourage you to confirm the information, holdings and valuations contained herein. Information contained in the report may only relate to the period since you commenced our service.



Dividend Summary

01 Nov 2021 - 30 Nov 2021



There is no data for this report.

While every effort has been made to provide you with an accurate statement, we give no warranty of accuracy or reliability and take no responsibility for any errors or omissions including negligence by any officers, employees or agents. We encourage you to confirm the information, holdings and valuations contained herein. Information contained in the report may only relate to the period since you commenced our service.

